

HALLWAY BEHAVIOR

hallway hustle

The beginning of the year is all about setting strong expectations and modeling. Visuals are such handy tools to have while you talk about expectations so little learners can see exactly what is expected of them.

Walking in the hallway can be a stressful time. It is important to show what is expected from the start and to be consistent. If it does not work the first time, try again until your whole line is successful. Lots of practice is completely normal and usual.

Keep your sanity while you are practicing hallway expectations by using the visuals included in this packet.

To make it easy and fun to remember hallway rules and expectations I made up a fun acronym:

HALLWAY HUSTLE

HALLWAY BEHAVIOR

HALLWAY HUSTLE

stands for

Hands are at your sides

Use walking feet

Silent

Turn and face the front, eyes are forward

Look at art work, do not touch

Everyone follows the rules all the time.

I plan to review the expectation of the Hallway Hustle every time we leave the room. I'm hoping this acronym will be a fun and engaging way to help follow hallway rules.

What's included:

Full page hallway behavior rules and expectations


Half sheet hallway behavior rules and expectations

Full size sign to post


Smaller signs to post at your door to easily review

Hallway Behavior Digital Slides

Display and click
through expectations



Hallway Behavior



Hallway

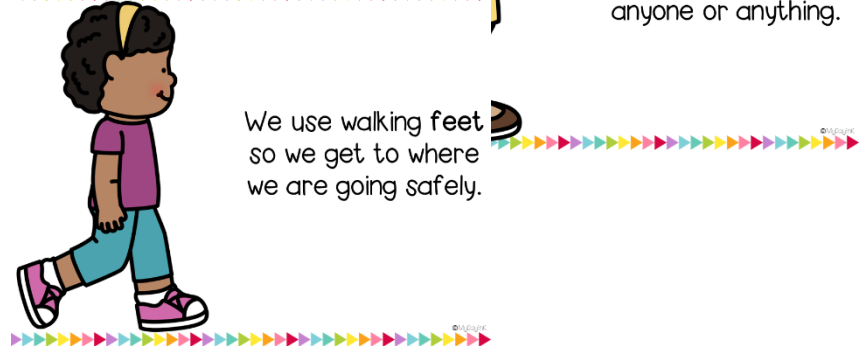
- H**ands are down.
- U**se walking feet.
- S**ilent.
- T**urn and face the front, eyes are forward.



When we are walking in the hallway it is important to make smart choices. artwork, do not touch. follows the rules all the time.





We keep our arms down at our sides so we do not hit anyone or anything.



We use walking feet so we get to where we are going safely.



our **arms**
our **sides**
do not hit



Half page Hallway Behavior expectations book. I plan to laminate and fasten with binder rings. It will be hanging by our classroom door so we can easily grab it and review. Also great when substitutes are in your room.

Hallway

Hands are down.


Use walking feet.

Silent.

Turn and face the front, eyes are forward.

Look at artwork, do not touch.

Everyone follows the rules all the time.




Hallway Hustle sign to help your students remember the hallway rules

Hallway Behavior



stand behind the friend in front of you

no talking

eyes looking forward



Hallway Behavior sign to go over expectations



Full Page Hallway Behavior Visuals to explain expectations



Hand
arr




nt




Look at
artwork, do
not touch!



Everyone
follows the
Hallway Rules
all the time!





Colorful circles to hang by your door frame (up and down) to quickly reference hallway expectations

