

RECESS BEHAVIOR

INSIDE RECESS

The beginning of the year is all about setting strong expectations and modeling. Visuals are such handy tools to have while you talk about expectations so little learners can see exactly what is expected of them.

Explaining and modeling smart choices at recess from the start is key. It is important to show exactly what is expected and to be consistent. If it does not work the first time, try again until everyone is successful. Lots of practice is completely normal and usual.

Keep your sanity while you are practicing indoor recess expectations by using the visuals included in this packet.

What's included:

Full page indoor recess behavior rules and expectations

Half sheet indoor recess behavior rules and expectations

Full size sign to post

Smaller signs to post at your door to easily review

Indoor Recess Behavior Review



Half page inside recess behavior expectations book. I plan to laminate and fasten with binder rings. Also great to have easily accessible for lunch monitors to use and review.

We use the games and activities that our teacher says we can play with

We use an inside voice so we do not disturb other classes. We are kind to our friends.

When we follow the rules and listen, everyone is able to have fun!

When recess is over we all help to clean up.



Indoor Recess Behavior


keep hands and feet to yourself



inside voice

be kind

share

everyone helps to clean up





Full Page Indoor Recess Behavior Visuals to explain expectations

1

Sometimes we have recess inside. It is important to



listen to the directions and follow the rules.

2

We use the games and activities


4

We use an inside voice so we do not disturb other classes. We are kind to our friends.



3

We take turns and share supplies with our friends.



When it is time to clean up the girl helps to put the supplies away.

The students are playing cards. They are using an inside voice.

The students are playing a board game. They are taking turns.

The boy quietly colors a picture.

INDOOR RECESS BEHAVIOR Review

Read the sentence and decide if the students are making a strong choice or a weak choice during indoor recess.

The girl is yelling

hes

weak CHOICE
??

boy is mad that he lost the game and starts to yell.

STRONG CHOICE WEAK CHOICE
WHY??

The boy is quietly playing on the tablet.

STRONG CHOICE WEAK CHOICE
WHY??

The boy is drawing on the board. He shares the markers with his friends.

is a piece of paper across the room.

STRONG CHOICE WEAK CHOICE
WHY??

STRONG CHOICE WEAK CHOICE
WHY??

STRONG CHOICE WEAK CHOICE
WHY??

Indoor Recess Behavior Review.
Read the sentences with your class and have them decide if it is a strong or weak choice and why.

