

BUS BEHAVIOR

bus boogie

The beginning of the year is all about setting strong expectations and modeling. Visuals are such handy tools to have while you talk about expectations so little learners can see exactly what is expected of them.

Explaining and modeling smart choices on the bus from the start is key. It is important to show exactly what is expected and to be consistent. If it does not work the first time, try again until everyone is successful. Lots of practice is completely normal and usual.

Keep your sanity while you are practicing bus expectations by using the visuals included in this packet.

To make it easy and fun to remember bus rules and expectations I made up a fun acronym:

Bus Boogie

BUS BEHAVIOR

Bus Boogie

stands for

Be Kind, hands and feet to self

On your bottom

Only stand when you are leaving

Get seated right away

Inside voice

Enter and exit safely, walking feet

I plan to review the expectation of the Bus Boogie before we leave each day for the first few weeks. I'm hoping this acronym will be a fun and engaging way to help follow bus rules.

What's included:

Full page bus behavior rules and expectations

Half sheet bus behavior rules and expectations

Full size sign to post

Smaller signs to post at your door to easily review

Bus Behavior Review




When we are riding on a school bus is important to follow the rules and make smart choices.



We stand in line and wait patiently


When it is our turn to get off the bus we stand up, grab our backpack, and walk off the bus.



We find our seats quickly and sit on your bottom




If there is ever an emergency on the bus the driver will tell you what to do and where to exit the bus.



We use a soft voice so that the bus driver can focus on driving.



We follow these bus rules everyday so that everyone who is on the bus is safe!



Half page Bus Behavior expectations book. I plan to laminate and fasten with binder rings. It will be hanging by our classroom door so we can easily grab it and review. Also great when substitutes are in your room.



Bus

Be kind, hands and feet to self.

On your bottom, all the time.


Only stand when you are leaving.

Get seated right away.

Inside voice.

Enter and exit safely, walking feet.

©mkgofink



Bus Boogie sign to help your students remember the bus rules



Bus Behavior



Bus Behavior


inside voice

sit on your bottom

be kind

feet on the floor

hands and feet to yourself




©mkgofink



2

Use walking feet to get on the bus.

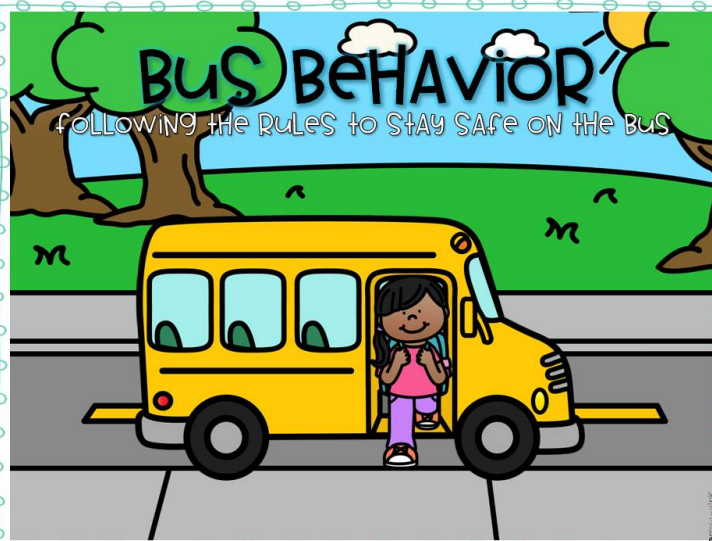


Full Page Bus Behavior Visuals to explain expectations



4

Use an inside






up and off the bus.

6

If the driver see you.

Find your seat and sit on your bottom.





Colorful circles to quickly reference bus expectations



The girl stands up and walks off the bus.



STRONG weak

A boy gets mad at his friend and hits him.

on their their self.

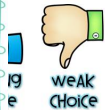


STRONG CHOICE weak CHOICE why??


are lined up and ly for the bus.

BUS BEHAVIOR Review

Read the sentence and decide if the students are making a strong choice or a weak choice on the bus.



STRONG CHOICE weak CHOICE why??



STRONG CHOICE weak CHOICE why??

Bus Behavior Review. Read the sentences with your class and have them decide if it is a strong or weak choice and why.

Bus Behavior Digital Slides

Display and click through expectations



Bus Behavior Strong or Weak Choices Review Digital Slides

